



District Report Card: 2017


State: Rajasthan	District: Dhaulpur
Class: 3	Subject: Mathematics
Schools: 61	Students: 1302


Participation/Coverage


Students

<div>GENDER</div> <div></div>	Boys		Girls	
	Number	%	Number	%
	653	50.15	649	49.85

<div>AREA</div> <div></div>	Rural		Urban	
	Number	%	Number	%
	1241	95.31	61	4.69

<div>CATEGORY</div> <div></div>	SC		ST		OBC		GEN	
	Number	%	Number	%	Number	%	Number	%
	386	29.65	31	2.38	711	54.61	174	13.36

<div>CWSN</div> <div></div>	LD	VI	HI	S&LD	ID	Oth
	1	20	1	3	3	32

<div>Management</div> <div></div>	Government		Government-aided	
	Number	%	Number	%
	1302	100.00	0	0.00

Average Performance of Students in Mathematics (%)

Overall	Gender		Area		Management		Social Group			
	Male	Female	Rural	Urban	Govt.	Aided	SC	ST	OBC	GEN
80.55	81.34	79.76	81.38	63.72	80.55	0.00	79.08	86.24	80.55	82.80

Performance on Learning Outcomes (LOs)

Learning Outcomes	Description	Average Performance(%)
M301	Reads and writes numbers up to 999 using place value	78.58
M302	Compares numbers up to 999 based on their place values	92.47
M303	Solves simple daily life problems using addition and subtraction of three digit numbers with and without regrouping	78.51
M304	Constructs and uses the multiplication facts (up till 10) in daily life situations	81.18
M305	Analyses and applies an appropriate number operation in the situation/ context	77.65
M306	Explains the meaning of division facts by equal grouping/sharing and finds it by repeated subtraction	84.56
M309	Identifies and makes 2D-shapes by paper folding, paper cutting on the dot grid, using straight lines etc.	88.46
M311	Fills a given region leaving no gaps using a tile of a given shape	58.52
M312	Estimates and measures length and distance using standard units like centimeters or meters & identifies relationships	41.31
M317	Reads the time correctly to the hour using a clock/watch	89.40
M318	Extends patterns in simple shapes and numbers	78.95
M319	Records data using tally marks, represents pictorially and draws conclusions	86.41

Range of Performance of Students who Answered Correctly							
Below 30%		30% - 50%		50% - 75%		Above 75%	
Number	%	Number	%	Number	%	Number	%
19	1.46	47	3.61	379	29.11	857	65.82

Lowest Performing Learning Outcomes (LOs)

- 1 - Estimates and measures length and distance using standard units like centimeters or meters & identifies relationships (41.31)
- 2 - Fills a given region leaving no gaps using a tile of a given shape (58.52)
- 3 - Analyses and applies an appropriate number operation in the situation/ context (77.65)
- 4 - Solves simple daily life problems using addition and subtraction of three digit numbers with and without regrouping (78.51)
- 5 - Reads and writes numbers up to 999 using place value (78.58)